

KENTUCKY

#14
\$13.8 B SPENT IN STATE

#8
5.7% OF STATE GDP

2.5%
OF TOTAL U.S. DEFENSE SPENDING

\$3,068
PER RESIDENT

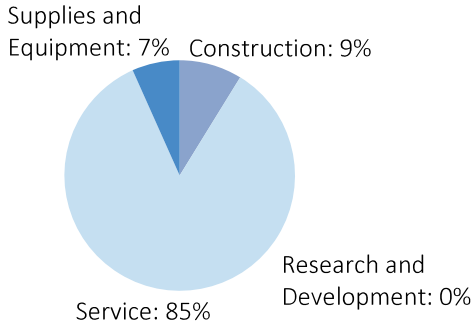
#13
\$10.6 B CONTRACT SPENDING

#16
57,462 NUMBER OF PERSONNEL


#14
\$3.2 B PERSONNEL SPENDING

DEFENSE CONTRACTS

By Type



By Service



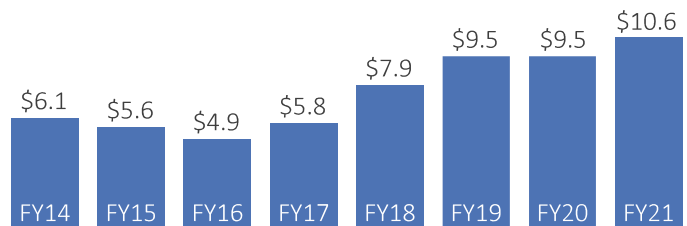
Top Defense Contractors

(M = millions, B = billions)

Humana	\$7.1 B
Walsh-Turner, JV II	\$840.1 M
Lockheed Martin	\$619.9 M
Bechtel Parsons Blue Grass, JV	\$373.2 M
Boeing	\$113.7 M
United Parcel Service Co.	\$83.9 M
BAE Systems	\$73.0 M
US Medical Glove Co. LLC	\$63.6 M
Messer Construction Co.	\$59.0 M
Inverness Technologies, Inc.	\$53.1 M

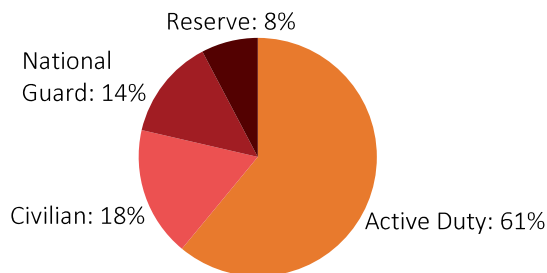
Contract Awards Performed

(By Fiscal Year, billions)




DEFENSE PERSONNEL

Allocations, By Type



Allocations, By Service



\$3.2 BILLION
TOTAL PAYROLL

57,462
TOTAL PERSONNEL

Top Defense Personnel Locations

County	Active Duty	Civilian	National Guard	Reserve	Total
Christian	28,724	2,428	45	182	31,379
Hardin	6,007	4,472	74	2,268	12,821
Jefferson	137	1,223	1,810	608	3,778
Madison	ND	1,038	637	34	ND
Franklin	28	299	1,160	0	1,487
Fayette	79	110	286	538	1,013
Boone	46	18	597	ND	ND
Muhlenberg	0	77	356	0	433
Campbell	ND	33	0	392	ND
McCracken	0	11	105	189	305